

E T N A
2 0 2 0

Partner Search Service: an integrated new system





**H2020 Smart
Green and
Integrated
Transport**

**Partner Search
System**

**ETNA2020
Services**

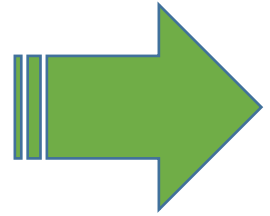




Making Partner Searches accessible

Up to date

- Partner searches sent by NCP via email to network
- NCP needed to follow up on expressions of interest
- Time consuming and indirect risking inaccurate information



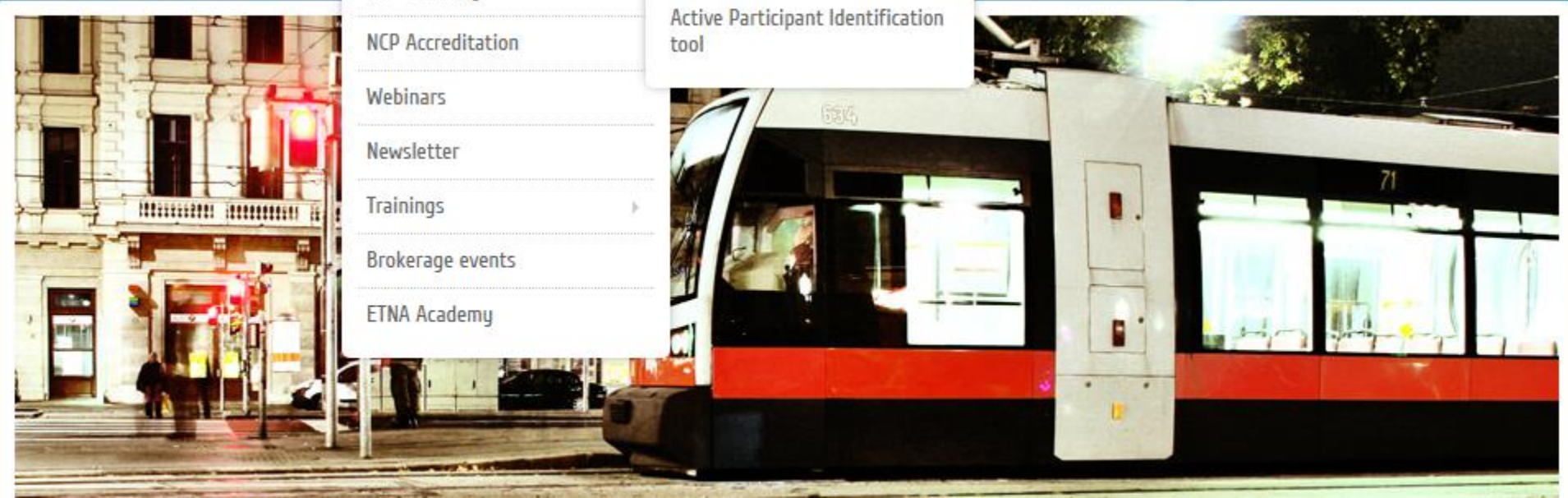
Moving online

- Online International partner search platform
- PS uploaded by proposer
- Open to all stakeholders for expressing their interest in relevant proposals



- Partner Search Services
 - Funding Map Database
 - NCP Twinning
 - NCP Accreditation
 - Webinars
 - Newsletter
 - Trainings
 - Brokerage events
 - ETNA Academy
- Partner Search
 - Partner Profiles
 - Active Participant Identification tool

Search...





Homepage


Partner Search

Transport partner search

Keywords
Country

Call Identifier
Topic

Quality Labelled Partner Searches

PS ID	Proposal Name	Publish date	Call	Objective	Country	Quality Label	Status
PS-PL-98649	Title: Innovative solutions to support design evaluation and implementation of an advanced, innovative urban transportation system	12/01/2016	2016 Mobility for Growth	MG-4.5-2016: New ways of supporting development and implementation of neighbourhood-level and urban-district-level transport innovations	Poland		Open 





So how does the Partner Search work?



Step 1 – Launching a new Partner Search

[> Hello Orli Dahan](#)
[> Logout](#)
[> Consortium Area](#)

[Partner Search](#)
[New Partner Search](#)
[Profile Index](#)
Control Panel

Partner Search

Transport partner search

Quality Labeled Partner Searches

PS ID	Proposal Name	Publish date	Call	Objective	Country	Quality Label	Status
PS-PL-98649	Title: Innovative solutions to support design evaluation and implementation of an advanced, innovative urban transportation system	12/01/2016	2016 Mobility for Growth	MG-4.5-2016: New ways of supporting development and implementation of neighbourhood-level and urban-district-level transport innovations	Poland		Open





Step 1 – Launching a new Partner Search

[Partner Search](#) **[New Partner Search](#)** [Profile Index](#)

[> Hello Orle Dahan](#) [> Logout](#) [> Consortium Area](#)
[Control Panel](#)

EU Horizon 2020 – Transport Partner Search

Submit New Transport Partner Search for EU Horizon 2020 Calls



ETNA plus in collaboration with Ideal-Ist offer a new partner search system. Here you can search for open partner search and publish your Transport project in search for partners.
 To submit a new Transport Partner Search please login with your username and password. If you are not yet a member in our community click on Start Registration

Launch a New Partner Search >>

Add to favorites



How ETNA plus finds partner for you?

Your Transport NCP Network

The user need to register first in the "Register" box selecting "Start Registration". Once registered, the user simply has to login in with his own login and password, click on "Launch a New Partner Search" on the Control Panel and complete the following procedure for issuing a Partner Search form in close contact with his own National ETNA plus Representative.

The login and password of a proposer will remain as such forever: for any future Partner Search the proposer simply needs to log in.

[Search manual for proposers](#)





Step 1 – Launching a new Partner Search

To be filled in by Proposer:

- Proposal Name
- Simple “Drop-down” menu to choose Call and Topic
- Project Description
- Partner Profile Sought
- Looking for a Coordinator?
- Proposer Experience in H2020
- Colleagues to CC on EOI
- Relevant NCP Details
- Submit/Save Draft

The screenshot shows a web interface for launching a new partner search. At the top, there is a navigation bar with three tabs: 'Partner Search', 'New Partner Search' (which is active), and 'Profile Index'. Below the navigation bar, the main heading is 'Launch a New Partner Search'. The form includes a text input field for 'Full Proposal Name: *'. Underneath, there is a section titled 'PROJECT OVERVIEW' containing several dropdown menus: 'Call Identifier' (set to '<none>'), 'Topic' (set to '- Select -'), 'Type of Action' (set to '- Select -'), 'Evaluation Scheme' (set to '- Select -'), and 'Closure Date' (set to '- Select -'). Below this is a section titled 'PROJECT DESCRIPTION' with a 'Proposal Outline:' label. The bottom part of the form shows a rich text editor toolbar with various icons for text formatting and editing.



Step 1 – Launching a new Partner Search

Partner Search

New Partner Search

Profile Index

Control Panel

- The partner search was submitted and sent to your NCP to review
- Please contact your NCP: [Orlie Dahan, , orlie@iserd.org.il](mailto:orlie.dahan@iserd.org.il)
- Partner Search *Proposal example* has been created.

Thank you for submitting a new Partner Search

Partner Search ID: PS-IL-100520

Call Identifier: 2017 Green Vehicles

Full proposal Name: Proposal example

Topic: GV-10-2017: Demonstration (pilots) for integration of electrified L-category vehicles in the urban transport system

Type of Action: Innovation action

Evaluation Scheme: Single stage

Closure Date: 01/02/2017

[Back to Partner search](#)





Step 2 – National NCP checks PS criterias

- ✓ The **identity of the proposer** is given/disclosed
- ✓ The proposed project is **within the scope** of the Work Programme
- ✓ The **proposal description hides key competitive information**
- ✓ The outline has the **correct level of detail**
- ✓ The partner search is **relevant for the Transport community**
- ✓ The specific **call and topic are clearly identified**
- ✓ The **consortium foreseen** (existing + sought partners) is **reasonable** for selected topic and instrument
- ✓ The description of the “Partner Profile Sought” is well targeted
- ✓ The proposer is not **a consultant looking for clients**

→ Publishing this PS will make it available for all site viewers and they can start publish EOIs for this partner search proposal



Step 3 – Is the PS worthy of a Quality Label?

Why do we need a QL?

Expert NCPs members of the Quality Team, divided to nodes by expertise.

Quality Labels are to identify innovative project proposals.

Quality Label endorse EOI on these proposals and enhance the chance of finding quality partners for the consortium.





Step 3 – Is the PS worthy of a Quality Label?

- ✓ The proposed project is innovative
- ✓ The description of the project is well detailed
- ✓ The description in "Partner Profile Sought" is well targeted
- ✓ The proposed **activities are reasonable** for the chosen instrument
- ✓ The proposal has a reasonable chance of acceptance

→ Granting the PS a QL will add a @ label next to the PS showing it has been checked by the Quality Team and approved.



Step 4 – EOI (Expression of Interest)

Expression of Interest Form

Express Your Interest: insert your comments and data
✔ Information on the PS

Comments

Your comments to the Required skills and expertise: *

Highlight your skills and expertise matching those requested in this Partner Search

Your comments to the **Work to be carried out by the partner(s) sought** : *

Highlight your capacity and resources available for carrying out the work requested

Your Comments to **Type of partner(s) sought** : *

Highlight how your profile matches the type of partner sought

Shortly list your experience working on EU Programmes, National Programmes and Publications: *

- My organisation has previously participated in an IST/ICT project
- My organisation has previously coordinated an IST/ICT project

Your Data

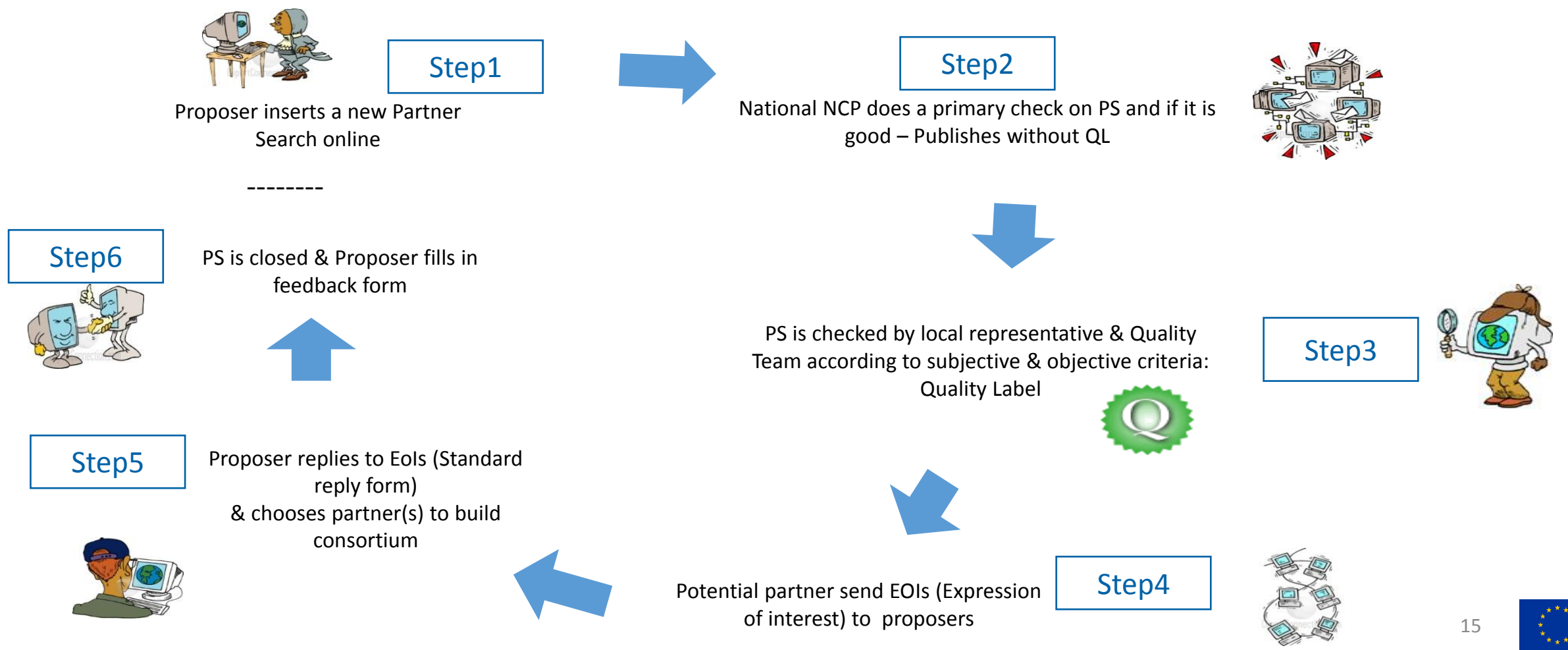
First Name: *

Last Name: *





Summary – Partner Search Procedure





How to get started?

Register and Submit a new PS

<http://transport.ideal-ist.eu/user/register>

Review existing PS and Express your Interest

http://www.transport-ncps.net/index.php?option=com_wrapper&view=wrapper&Itemid=545

Learn more about ETNA's Services

<http://www.transport-ncps.net/>





**H2020 Smart
Green and
Integrated
Transport**

**ETNA2020
Services**



Thank You!